

M A Y 2 0 1 5

Mount Joy Public School

Website: www.mountjoy.ps.yrdsb.edu.on.ca

Email: mount.joy.ps@yrdsb.ca

Phone: (905) 202-1684



News from the Office

It is hard to believe that we are entering into our last few weeks of school. A lot of wonderful events and learning opportunities continue to be going on at Mount Joy Public School. In the last month we have had exciting author visits, a school book fair, intramural games, classes experimenting with filming and the unveiling of our state of the art projectors used for our first ever Mount Joy International Film Festival (MJIFF)! It was a pleasure to have so many of you join us for a fun filled night on April 30th. The evening was an exciting opportunity to share the fun of film making with our Mount Joy families. We hope that you had a chance to walk the red carpet while having your picture taken by the MJIFF's paparazzi against our MJIFF backdrop. We are thankful for all the families that came out to support the junior and intermediate students' creations. From storyboards to polished films, it was so evident how the use of technology can be a creative medium for students to express themselves. We are so proud of all the submissions that were featured throughout the night. We hope to make the MJIFF an annual event at Mount Joy Public School.

We would also like to take this opportunity to congratulate Ms. Coote and the members of the Mount Joy band for winning PLATINUM at this year's Music Festival. Along with this accolade came an invitation to the National Festival. Thank you for your hard work and dedication, and sharing your wonderful talent!

Please Join Us For
Community Night
Thursday, May 28th
6:00-8:00 pm

Come and enjoy the wonderful activities we have planned at Mount Joy that highlight the amazing things that take place each and every day. The evening will be run by student leaders, and will be supported through the generosity of the School Council and the volunteerism of staff and community members!

On this special evening, there will be family sports games, arts performances, active games, face painting, prizes and much more!

We look forward to seeing you!

Principal: Mr. Ken Pettigrew

Vice Principal: Mrs. Christina Di Stefano

EOAA: Ms. Alison Meechan

Secretary: Ms. Nuria Costa

Trustee: Mr. Allan Tam

Superintendent of Schools: Mr. Dan Wu

School Council Chairs: Ms. Anita Jarchow
Ms. Karen Ngai

Literacy Corner

Elaboration: 7 Writing Strategies (adapted from the website: *busyteachers.org*)


Have you ever heard your child say that they need to add more detail to their writing? Below are 7 tips to support our young writers.

1. Describe a Place in Detail

It is easy for any writer to mention a place without really telling the reader much about it. Encourage writers to go back through a piece they have written and look for a mention of a place. Have your child go back and write a paragraph describing only that place.

2. Use Specific Words to Paint Pictures

By using specific words, the writer paints a clear picture. It is a good opportunity to use a thesaurus. By looking up one word like happy, they can find many other ways to express that **emotion** to paint a clearer picture: content, joyful, blissful, cheery, fortunate, etc.



3. Show How Something Feels, Smells, Tastes, Sounds or Looks

Go through each of the five senses (sight, smell, sound, taste, touch) and consider how it could be described. By focusing on one of the senses at a time, writers can provide a much more detailed and therefore interesting description.

4. Compare Two Different Things Through Simile or Metaphor

A **simile** is a phrase that compares two things using the words *like* or *as*.

- The girl is *like* a spinning top.


A **metaphor**, on the other hand, compares two things by saying that one is the other.

- The girl was a spinning top unable to stay still.

Using similes and metaphors in writing helps the reader associate the written piece with something that they already know.

5. Use the Exact Thoughts or Words from a Person

Using a person's exact words is usually more interesting than a paraphrase in writing. Encourage your writer to try and use quotations in their writing.



6. Describe How Someone or Something Moves

Use specific verbs rather than using adverbs. Instead of saying, "*He ran to the mailbox quickly,*" say, "*He dashed to the mailbox.*" Using specific verbs rather than a verb plus adverb combination paints a better picture for your reader.

7. Show Someone's Feelings Through What He Does

A strong writer will communicate his character's feelings through his/her actions. Instead of writing, "*She was depressed,*" show those feelings by writing about the character's actions. *She grabbed the last tissue from the box and dabbed her eyes. She threw it on the floor with the others.*

They say that actions speak louder than words, and when it comes to descriptive writing, it is true.

Library News

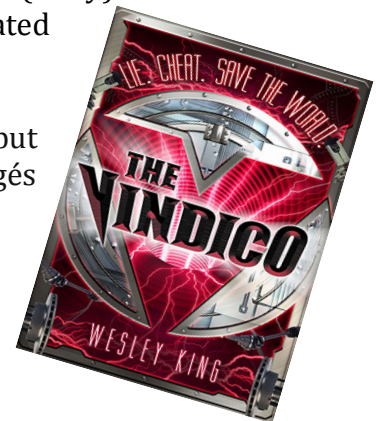
Author Visits

On Tuesday, April 21st, Author Helene Boudreau visited Mount Joy Public school to share her stories and experiences as a writer. A special Thank You to the Parent Council for supporting this experience.

The authors in Ms. Surani's class wrote the following responses after the wonderful presentation.


I felt happy and I thought the author was a good writer. (Athul)
 It was exciting to meet a real author. (Kavia)
 I learned a lot of new things because I didn't know how authors write books. (Amaya)
 I liked all the things she showed us, like her pyjamas! (Naveera)
 I was shocked that we met a real author (Jamison)
 I was very happy because she read the book to us using a microphone. (Kymani)
 I learned authors have to write the same story a lot of times. (Matthew)
 I liked her teddy bears. (Tatiana)
 I liked all the different books she wrote. I wonder what they are called (Aijah and Jamison)
 I liked her mermaid book (Kavia)
 I liked that she told us that she didn't write just one book. She wrote 9 books! (Amaya)
 I liked her chapter books (Aijah)
 I really liked her book I dare you not to yawn (Kapish)
 I wonder if she will write anymore books and what her next book will be about (Toby)
 It was amazing to introduce our students to a real author and see them motivated to write their own stories! (Ms. Surani)

On May 5th, author Wesley King will be visiting our grade 6-8 students. His debut novel, *The Vindico*, follows five ordinary teenagers who are taken on as protégés by the world's most dangerous Super Villains. *The Vindico* was a Red Maple nominee and has been a Mount Joy favourite for the past few years.



Book Fair


Thank you to all of the students and parents who came out to support our library at the Scholastic Book Fair. This fundraising has allowed for us to purchase updated curriculum resources, young adult fiction and a variety of student recommended books. We are excited about our new books and can't wait to get them out on the shelves for students to read.





Lend a Hand Assembly

On May 6th, the Markham Fair Committee is coming to Mount Joy to share the *Lend a Hand* initiative with all of our students. In this spirit of “volunteerism” and “community building”, Markham Fair has issued a challenge to all elementary schools in the communities of Markham and Stouffville. Every student in every local school is being challenged to “lend a hand” to their communities through acts of kindness, generosity and helpfulness.



EQAO Assessment



The grade 3 and 6 students will be taking part in the Provincial Assessment of Reading, Writing and Math during the weeks of May 25th –June 3rd, 2015. Please do not book any appointments for your child during these two weeks as students must complete the entire assessment.

September Registration




Registration for our Full Day Kindergarten (FDK) program and grades 1-8 is underway. Please come in as soon as possible to register your child. If you know of friends or new neighbours who have children who are planning to attend Mount Joy P.S. in September, please urge them to come in and register.

When you are registering, please bring with you:

- Your child’s Birth Certificate, proof of citizenship or Landed Immigrant Card
- Proof of residency (tax bill, lease agreement)



Are You Moving?

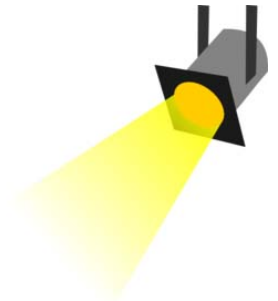


Plans are underway for our classroom organization for September 2015. If you are planning on moving over the summer and will not be returning to Mount Joy Public School in September, please let the school office know as soon as possible.

ELL Tips

Let Learners Make Mistakes


Let children who are learning English work through their mistakes. Whether they are speaking, writing or reading English, allowing them to correct **themselves** will help them get a better grasp on the language. It may be tempting to jump in and help right away, but if a student can recognize his or her mistake and correct it, they are truly making progress. Plus, this helps learners feel more successful and confident!








Spot Light on Student Voice Cleaning The Field

By Arwen C. in Mr. Henderson's Grade 5 Class

On Thursday, April 23rd, we (The Peace Club) decided to help the earth. Over the course of the school year, the field has been getting dirtier. People littered all sorts of things. From wet tissue to straws, and even a shoe! We were the ones to step up. Our class went out into the field, hills and playground. Wearing gloves, we found many disgusting things, but we made it through. In four groups, we spread out and made the school a cleaner place. Before it was covered it junk. Now it looks like a national park! Our good deeds passed on to other classes. With our potential energies combined, the field is looking better than ever!



May 2015

Mon	Tues	Wed	Thurs	Fri
4 <i>School Council Meeting 6:30 pm</i>	5	6 <i>Pizza Day</i> 	7 <i>Welcome to Kindergarten!</i> <i>Session #1 from 6-7 pm</i> <i>Session #2 from 7-8 pm</i>	8 <i>Jump Rope for Heart</i> 
11 <i>Dental Screening JK, SK, 2, 8</i>	12 <i>Dental Screening JK, SK, 2, 8</i>	13 <i>Pizza Day</i> 	14	15
18 <i>Victoria Day No School</i>	19	20 <i>Pizza Day</i> 	21 <i>Grad Trip</i>	22 <i>Grad Trip</i>
25 EQAO	26 EQAO	27 EQAO <i>Pizza Day</i> 	28 EQAO <i>Community Night 6-8 pm</i>	29 EQAO <i>Community Tea 8:00 am in the Library</i>

Looking ahead to June

Mon	Tues	Wed	Thurs	Fri
1 EQAO <i>School Council Meeting 6:30 pm</i>	2 EQAO	3 EQAO <i>Pizza Day</i> 	4	5 <i>P.A Day No School</i>
8	9	10 <i>Pizza Day</i> 	11	12



For the complete newsletter please visit the Mount Joy Public School website:
www.mountjoy.ps.yrdsb.ca

